

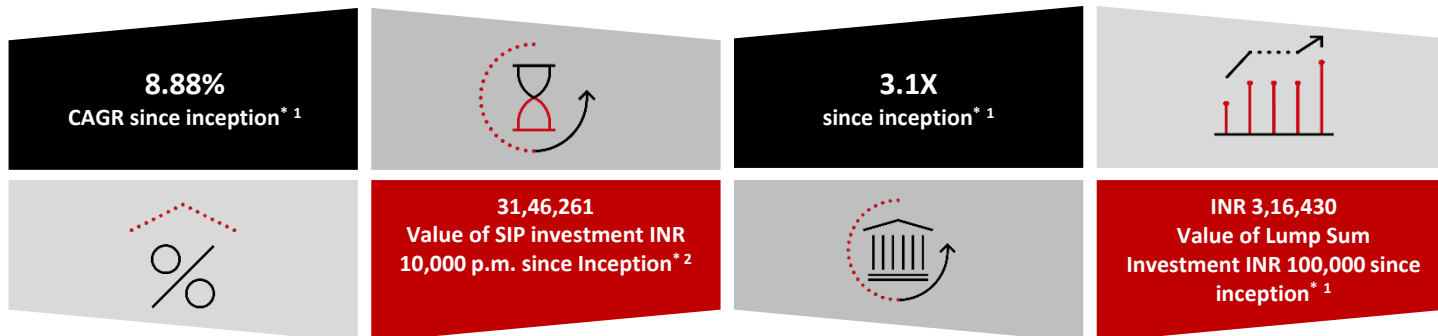
## Product Note

### HSBC Equity Savings Fund (HESF)

(An open ended scheme investing in equity, arbitrage and debt)

May 2025

Fund Category	Fund Manager	Benchmark <sup>3</sup>	Inception Date*	AUM <sup>&amp;</sup>
Equity Savings Fund	Cheenu Gupta, Abhishek Gupta <sup>@</sup> , Praveen Ayathan, Hitesh Gondhia, Mahesh Chhabria, Mohd. Asif Rizwi, Sonal Gupta <sup>#</sup>	NIFTY Equity Savings Index	18 Oct 2011	Rs. 648.51 Cr



Portfolio	% to Net Assets	% to Net Assets (Hedged)	% to Net Assets (Unhedged)	Industry - Allocation	% to net assets
Axis Bank Limited	3.69%	3.69%	0.00%	Banks	22.08%
State Bank of India	3.52%	3.52%	0.00%	Government Securities	18.62%
ETERNAL Limited	3.41%	0.00%	3.41%	Finance	8.99%
ICICI Bank Limited	3.27%	3.27%	0.00%	Debt Instrument	8.60%
Jio Financial Services Limited	3.19%	3.19%	0.00%	Retailing	6.88%
Trent Limited	3.05%	0.02%	3.03%	Consumer Durables	4.29%
Reliance Industries Limited	2.88%	2.88%	0.00%	Automobiles	3.64%
Kotak Mahindra Bank Limited	2.75%	2.75%	0.00%	Pharmaceuticals & Biotechnology	3.41%
HDFC Bank Limited	2.47%	2.47%	0.00%	Petroleum Products	2.88%
Canara Bank	2.28%	2.28%	0.00%	Aerospace & Defense	2.11%

Investors often strive to strike a balance between the risk associated with their investments and proportionate returns. It is a known fact that equities, over a longer period of time, prove to be unwavering wealth creators. However, despite long-term growth opportunities, investors take caution while investing in equities, due to the intermittent risk. A solution to this could be a portfolio mix of equities, debt and arbitrage opportunities that could help achieve the desired risk-return profile, along with tax efficiency.

**Exit Load:** If the units redeemed or switched out are upto 10% of the units purchased or switched in ("the limit") within 1 Month from the date of allotment – Nil, If units redeemed or switched out are over and above the limit i.e beyond 10% of the allotted units within 1 Month from the date of allotment – 0.05%. If units are redeemed or switched out on or after 1 Month from the date of allotment. – Nil. "A switch-out or a withdrawal under SWP or a transfer under STP (except a switch-out or a transfer under STP into any of the Equity Schemes except HSBC Arbitrage Fund) may also attract an Exit Load like any. Redemption No Exit Load will be chargeable in case of switches made between different options of the Scheme. No Exit Load will be chargeable in respect of redemption / switch out of redemption of; Units allotted on account of dividend. In case of units switched out/systematically transferred to another option/plan within the same plan/Scheme and if subsequently redeemed, for the purpose of determining the Exit Load, the date when such units were first allotted in the respective plan/Scheme will be considered as the purchase/allotment date.

**Month End Total Expenses Ratios (Annualized)<sup>4</sup> – Regular<sup>5</sup>: 1.51%, Direct: 0.61%**

\* Since inception - 18 Oct 11

<sup>1</sup> As on 30 April 2025 of Growth option regular plan. During the same period, scheme benchmark (Nifty Equity Savings Index) has moved by 3.5X to Rs. 3,52,010 from Rs.100,000 and delivered return of 9.74%. Please refer page no. 3 for detailed performance of HSBC Equity Savings Fund.

<sup>2</sup> During the same period, value of scheme benchmark (Nifty Equity Savings Index) has moved 32,06,194.

<sup>3</sup> As per clause 1.9 of the SEBI Master Circular dated June 27, 2024, on 'Guiding Principles for bringing uniformity in Benchmarks of Mutual Fund Schemes' has introduced two-tiered structure for benchmarking of certain categories of schemes. Accordingly, the benchmark has been classified as Tier 1 benchmark effective from 01 December 2021.

<sup>4</sup> TER Annualized TER including GST on Investment Management Fees,

<sup>5</sup> Continuing plans, <sup>6</sup>For disclosure of quarterly AUM/AAUM and AUM by geography, please visit our website: <https://www.assetmanagement.hsbc.co.in/en/mutual-funds/investor-resources/information-library/#accordion1446811090=4>

**Note:** The sector(s)/stock(s)/issuer(s) mentioned in this document do not constitute any research report nor it should be considered as an investment research, investment recommendation or advice to any reader of this content to buy or sell any stocks / investments. The Fund/portfolio may or may not have any existing / future position in these sector(s)/stock(s)/issuer(s).

Source – HSBC Mutual Fund, Data as of 30 April 2025. **Past performance may or may not be sustained in the future and is not indicative of future results.**

<sup>#</sup> Sonal Gupta is dedicated fund manager for investments in foreign securities by all the schemes of HSBC Mutual Fund.

## Fund Approach

- The fund aims to generate regular income by predominantly investing in arbitrage opportunities in the cash and derivatives segments of the equity markets and debt and money market instruments and to generate long-term capital appreciation through unhedged exposure to equity and equity related instruments.
- The arbitrage components in the portfolio of these schemes try to minimise the downside risk
- The fund manager can decide asset allocation between equity and debt depending on prevailing market and economic conditions as per indicative allocation given in the Scheme Information Document.

## Why HSBC Equity Savings Fund?

- Investment predominantly in arbitrage opportunities in the cash and derivatives segments of the equity markets; and debt and money market instruments
- Aim to provide reasonable liquidity and risk adjusted performance in long term to suit the investor's requirements
- Maintains optimum allocation across arbitrage instruments

## Investment Objective

The investment objective of the Scheme is to generate regular income by predominantly investing in arbitrage opportunities in the cash and derivatives segments of the equity markets and debt and money market instruments and to generate long-term capital appreciation through unhedged exposure to equity and equity related instruments. There is no assurance that the objective of the Scheme will be realised and the Scheme does not assure or guarantee any returns.

**Note:** The sector(s)/stock(s)/issuer(s) mentioned in this document do not constitute any research report nor it should be considered as an investment research, investment recommendation or advice to any reader of this content to buy or sell any stocks / investments. The Fund/portfolio may or may not have any existing / future position in these sector(s)/stock(s)/issuer(s).

Fund Manager - Cheenu Gupta Effective 02 Jul 2021. Total Schemes Managed - 8; Fund Manager - Mahesh Chhabria Effective 15 Jul 2023. Total Schemes Managed - 16; Fund Manager - Mohd Asif Rizwi Effective 01 Feb 2025. Total Schemes Managed - 15; Fund Manager - Abhishek Gupta Effective 01 Apr 2024. Total Schemes Managed - 6; Fund Manager - Praveen Ayathan Effective 01 Oct 2023. Total Schemes Managed - 5; Fund Manager - Hitesh Gondhia Effective 01 Oct 2023. Total Schemes Managed - 3; Fund Manager - Sonal Gupta Effective 26 Nov 2022. Total Schemes Managed - 24

Lump Sum Investment Performance									Inception Date
Fund / Benchmark (Value of Rs 10,000 invested)	1 Year		3 Years		5 Years		Since Inception		
	Amount in Rs	Returns %	Amount in Rs	Returns %	Amount in Rs	Returns %	Amount in Rs	Returns %	
HSBC Equity Savings Fund-Regular Plan~~	10614	6.14	13705	11.06	19699	14.51	31643	8.88	18-Oct-11
Scheme Benchmark (NIFTY Equity Savings Index)	10883	8.83	13188	9.64	17193	11.44	35201	9.74	
Additional Benchmark (CRISIL 10 year Gilt Index)	11258	12.58	12803	8.57	13103	5.55	25481	7.15	
HSBC Equity Savings Fund-Direct Plan~~	10710	7.10	14078	12.05	20594	15.53	31628	9.79	01-Jan-13
Scheme Benchmark (NIFTY Equity Savings Index)	10883	8.83	13188	9.64	17193	11.44	30703	9.52	
Additional Benchmark (CRISIL 10 year Gilt Index)	11258	12.58	12803	8.57	13103	5.55	22533	6.81	

**Past performance may or may not be sustained in future and is not a guarantee of any future returns.** The performance details provided herein are of Regular as well as Direct Plan - Growth Option. Returns on ₹10,000 are point-to-point returns for the specific time period, invested at the start of the period. The returns for the respective periods are provided as on last available NAV of April 2025 for the respective schemes. Returns for 1 year and above are Compounded Annualized. Returns for less than 1 year is Simple Annualized. Load is not taken into consideration for computation of performance. Different plans shall have a different expense structure. The expenses of the Direct Plan under the Scheme will be lower to the extent of the distribution expenses / commission charged to the Regular Plan.

As per clause 5.9.1 of the SEBI Master Circular dated June 27, 2024, the scheme returns vis-à-vis the benchmark return (Total Return Index) shall be disclosed are provided from the date of allotment of units.

Post merger performance of the surviving scheme, arising out of merger of schemes with similar features, is computed as per the provisions of clause 13.4 of the SEBI Master Circular dated June 27, 2024, on Disclosure of Performance of Schemes post-merger using the weighted average performance of both transferor and transferee schemes. In other cases, performance is computed using the Applicable NAV of the surviving/continuing schemes. ~~ Face value Rs 10



SIP Performance - HSBC Equity Savings Fund – Regular Plan						Inception Date: 18-Oct-11
Scheme Name & Benchmarks		1 Year	3 Years	5 Years	Since Inception	
Total amount invested (₹)		120000	360000	600000	1620000	
Market Value as on April 30 2025 (₹)		1,19,279	4,26,282	8,03,838	31,46,261	
Scheme Returns (%)		-1.12	11.31	11.66	9.31	
NIFTY Equity Savings Index - Scheme Benchmark (₹)		1,24,699	4,19,633	7,70,678	32,06,194	
NIFTY Equity Savings Index - Scheme Benchmark Returns (%)		7.42	10.23	9.96	9.56	
CRISIL 10 Year Gilt Index - Additional Benchmark (₹)		1,28,180	4,18,658	7,23,068	26,42,405	
CRISIL 10 Year Gilt Index - Additional Benchmark Returns (%)		13.02	10.07	7.41	6.94	
SIP Performance - HSBC Equity Savings Fund – Direct Plan						Inception Date: 01 Jan 13
Scheme Name & Benchmarks		1 Year	3 Years	5 Years	Since Inception	
Total amount invested (₹)		120000	360000	600000	1470000	
Market Value as on April 30 2025 (₹)		1,19,857	4,32,629	8,24,219	28,63,176	
Scheme Returns (%)		-0.22	12.33	12.67	10.34	
NIFTY Equity Savings Index - Scheme Benchmark (₹)		1,24,699	4,19,633	7,70,678	27,08,327	
NIFTY Equity Savings Index - Scheme Benchmark Returns (%)		7.42	10.23	9.96	9.51	
CRISIL 10 Year Gilt Index - Additional Benchmark (₹)		1,28,180	4,18,658	7,23,068	22,82,341	
CRISIL 10 Year Gilt Index - Additional Benchmark Returns (%)		13.02	10.07	7.41	6.91	

**Past performance may or may not be sustained in future and is not a guarantee of any future returns.** For SIP returns, monthly investment of Rs. 10,000/- invested on the 1st day of every month has been considered. SIP Return are calculated on XIRR basis. IDCW are assumed to be reinvested and bonus is adjusted. Load is not taken into consideration. Sonal Gupta is dedicated fund manager for investments in foreign securities by all the schemes of HSBC Mutual Fund.

Source: HSBC Mutual Fund, data as on 30 April 2025

[Click here](#) to check other funds performance managed by the Fund Manager

Product Label

Scheme name and Type of scheme	Scheme Risk-o-meter	Benchmark Risk-o-meter (as applicable)
<p><b>HSBC Equity Savings Fund</b></p> <p>(An open ended scheme investing in equity, arbitrage and debt)</p> <p><b>This product is suitable for investors who are seeking*:</b></p> <ul style="list-style-type: none"><li>• Generation of regular income by predominantly investing in arbitrage opportunities in the cash and derivatives segment and long-term capital appreciation through unhedged exposure to equity and equity related instruments.</li><li>• Investment in equity and equity related instruments, derivatives and debt and money market instruments.</li></ul>	 <p>The risk of the scheme is Moderate Risk</p>	<p>As per AMFI Tier I.</p> <p><b>Benchmark Index: NIFTY Equity Savings Index</b></p>  <p>The risk of the benchmark is Moderate Risk</p>

\* Investors should consult their financial advisers if in doubt about whether the product is suitable for them.

**Notice on Risk-o-meters:** Riskometer is as on 30 April 2025, Any change in risk-o-meter shall be communicated by way of Notice cum Addendum and by way of an e-mail or SMS to unitholders of that particular scheme

**Past performance may or may not be sustained in the future and is not indicative of future results.** Source: HSBC Mutual Fund, data as on 30 April 2025

Investors are requested to note that as per SEBI (Mutual Funds) Regulations, 1996 and guidelines issued thereunder, HSBC AMC, its employees and/or empaneled distributors/agents are forbidden from guaranteeing/promising/assuring/predicting any returns or future performances of the schemes of HSBC Mutual Fund. Hence please do not rely upon any such statements/commitments. If you come across any such practices, please register a complaint via email at [investor.line@mutualfunds.hsbc.co.in](mailto:investor.line@mutualfunds.hsbc.co.in).

**Disclaimer:** This document has been prepared by HSBC Mutual Fund for information purposes only and should not be construed as i) an offer or recommendation to buy or sell securities, commodities, currencies or other investments referred to herein; or ii) an offer to sell or a solicitation or an offer for purchase of any of the funds of HSBC Mutual Fund; or iii) an investment research or investment advice. It does not have regard to specific investment objectives, financial situation and the particular needs of any specific person who may receive this document. Investors should seek personal and independent advice regarding the appropriateness of investing in any of the funds, securities, other investment or investment strategies that may have been discussed or referred herein and should understand that the views regarding future prospects may or may not be realized. In no event shall HSBC Mutual Fund/HSBC Asset management (India) Private Limited and / or its affiliates or any of their directors, trustees, officers and employees be liable for any direct, indirect, special, incidental or consequential damages arising out of the use of information / opinion herein. This document is intended only for those who access it from within India and approved for distribution in Indian jurisdiction only. Distribution of this document to anyone (including investors, prospective investors or distributors) who are located outside India or foreign nationals residing in India, is strictly prohibited. Neither this document nor the units of HSBC Mutual Fund have been registered under Securities law/Regulations in any foreign jurisdiction. The distribution of this document in certain jurisdictions may be unlawful or restricted or totally prohibited and accordingly, persons who come into possession of this document are required to inform themselves about, and to observe, any such restrictions. If any person chooses to access this document from a jurisdiction other than India, then such person do so at his/her own risk and HSBC and its group companies will not be liable for any breach of local law or regulation that such person commits as a result of doing so.

© Copyright. HSBC Mutual Fund 2025, ALL RIGHTS RESERVED.  
HSBC Mutual Fund, 9-11th Floor, NESCO - IT Park Bldg. 3, Nesco Complex, Western Express Highway, Goregaon East, Mumbai 400063. Maharashtra.  
GST - 27AABCH0007N1ZS, Email: [investor.line@mutualfunds.hsbc.co.in](mailto:investor.line@mutualfunds.hsbc.co.in) | Website: [www.assetmanagement.hsbc.co/in](http://www.assetmanagement.hsbc.co/in)

**Mutual Fund investments are subject to market risks, read all scheme related documents carefully.**